


Quadra™ 7

X-ray Inspection System

The Complete X-ray Inspection Solution

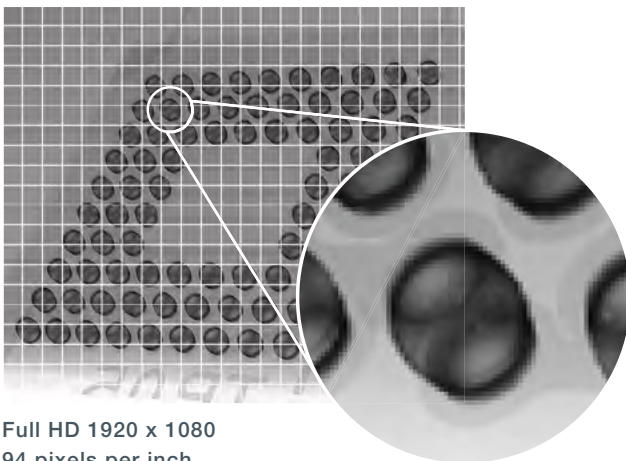
The Quadra™ 7 is designed to deliver unbelievable levels of inspection, speed and ease of use for the demanding electronics market; perfect for any research, development, failure analysis or quality control labs.



Highest Feature Recognition at Full Power

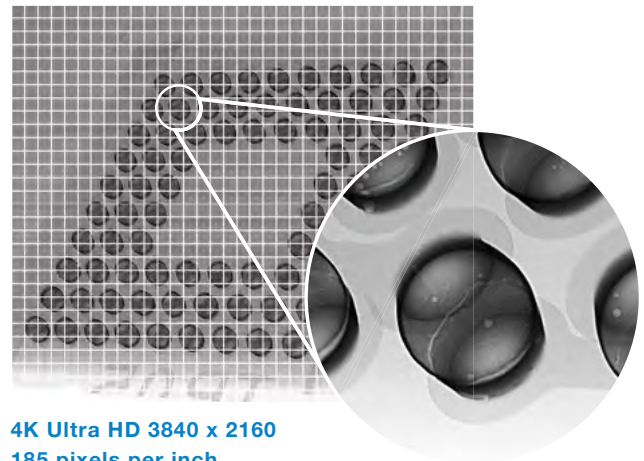
<0.1 μm up to 10W

HD



Full HD 1920 x 1080
94 pixels per inch

4K UHD



4K Ultra HD 3840 x 2160
185 pixels per inch

8 Million

The Quadra™ 7 comes equipped with two 4K UHD displays and their 8 million pixels to fully show the 50 μm pixel pitch and 6.7MP image size of the Aspire FP™ detector. 4K UHD offers up to 4 times the detail compared to standard HD display screens and supports 68,000X total magnification. Allowing you to see sub-micron level features without losing detail.

A high dynamic range at low kV and improved stretch contrast are just a few of the additional features of the Quadra™ 7 – **Seeing is believing!**




Options	
X-Plane®	
3D Visualization for X-Plane	
μCT (3D Inspection*)	
Single or Twin Joy Sticks	
Filtering Tray	
Heated Stage	
Template Based Analysis/CAD Editor	

QuadraNT™ Tube	
Type	Sealed-Transmissive
Feature Recognition	0.1 μm up to 10W 0.3 μm up to 20W
Max. Power	20W
Voltage	30-160kV

Inspection	
Oblique Angle View	70°
Active Anti-Vibration	AXiS - Active X-ray Image Stabilization
Display Resolution (pixel per inch)	185 PPI
Max. Inspection Area	20" x 17.5"
Max. Sample Size	29" x 22.8"
Max. Geometric Magnification	2,500x
Max. Total Magnification	68,000x
Max. Sample Weight Standard Tray	5kg (11lbs)
Additional Carbon Fibre Sample Tray	500g max. sample weight
Monitor	Twin 24" 4K UHD 3840 x 2160 on Fully Flexible Arm Mount

System	
Footprint	1570 W x 1500 D x 1900 H mm
System Weight	1950 kg (4300 lbs)
Power Supply	Single phase 200-230 VAC, 16A
Typical Power Consumption	1KW
Air Supply	4-6 bar clean, dry for anti-vibration
Operation Temperature	10-30°C
Humidity	<85% (non-condensing)
Operation	Mouse
OS	Windows 10 64-bit
X-ray Safety	<1 μSv/hr X-ray leakage Meets all international standards

* Various Software Options



Lead frame: High dynamic range makes it easy to identify wire bonds, voids and cracks

Aspire FP™ Detector	
Resolution	6.7 MP
Frame Rate	30 fps
Pixel Pitch	50 μm
Digital Imaging Processing	16-bit

For more information,
please contact your
Nordson DAGE regional office
or speak with your
Nordson DAGE representative,
all of which are listed on
www.nordsondage.com.

Americas

+1 760 930 3307 **Phone**
sales@nordsondage.com **Email**

China

+86 512 6665 2008 **Phone**
sales.ch@nordsondage.com **Email**

Germany

+49 89 2000 338 200 **Phone**
sales.de@nordsondage.com **Email**

Japan

+81 3 3599 5920 **Phone**
sales.jp@nordsondage.com **Email**

South East Asia

+65 6796 9500 **Phone**
sales.sg@nordsondage.com **Email**

Taiwan

+886 2 2902 1860 **Phone**
globalsales@nordsondage.com **Email**

United Kingdom

+44 1296 317800 **Phone**
globalsales@nordsondage.com **Email**



LRQ 4009487 BS EN ISO 9001: 2008

Specifications subject to change without prior notice. E & O E Copyright © Nordson DAGE 2016. Other products and company names mentioned are trademarks or trade names of their respective companies.